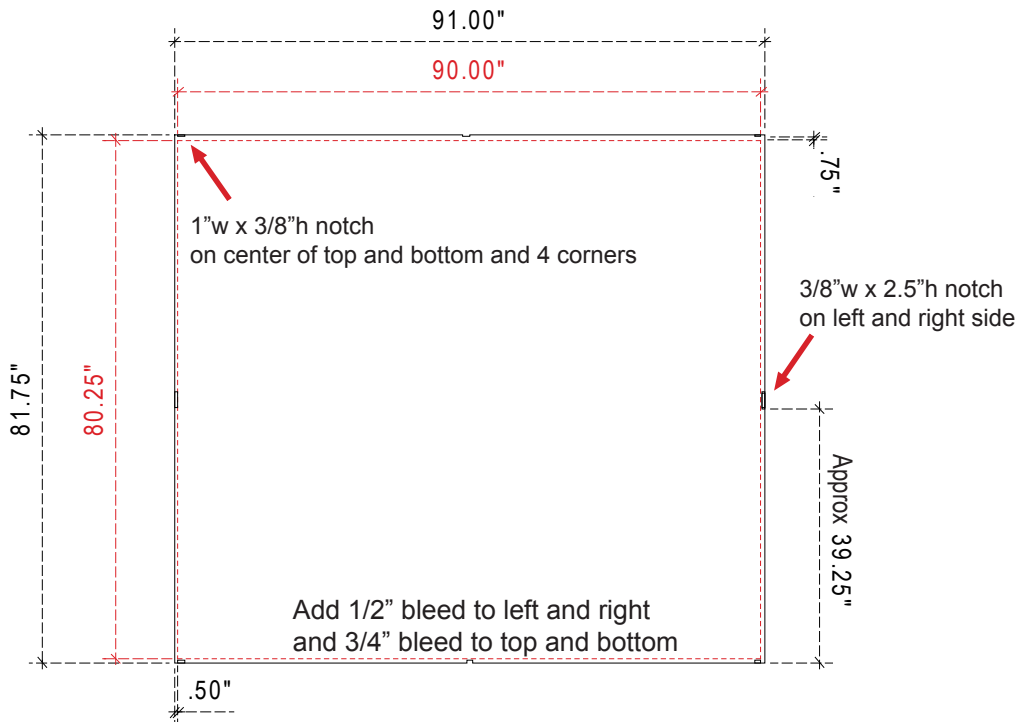


NOTE: Graphic files must be @ 150 dpi Finished Size.
DO NOT send Flattened Files. Production can not manipulate
the content, proportion or color of these files.

Backwall Tension Fabric Graphic (Included)



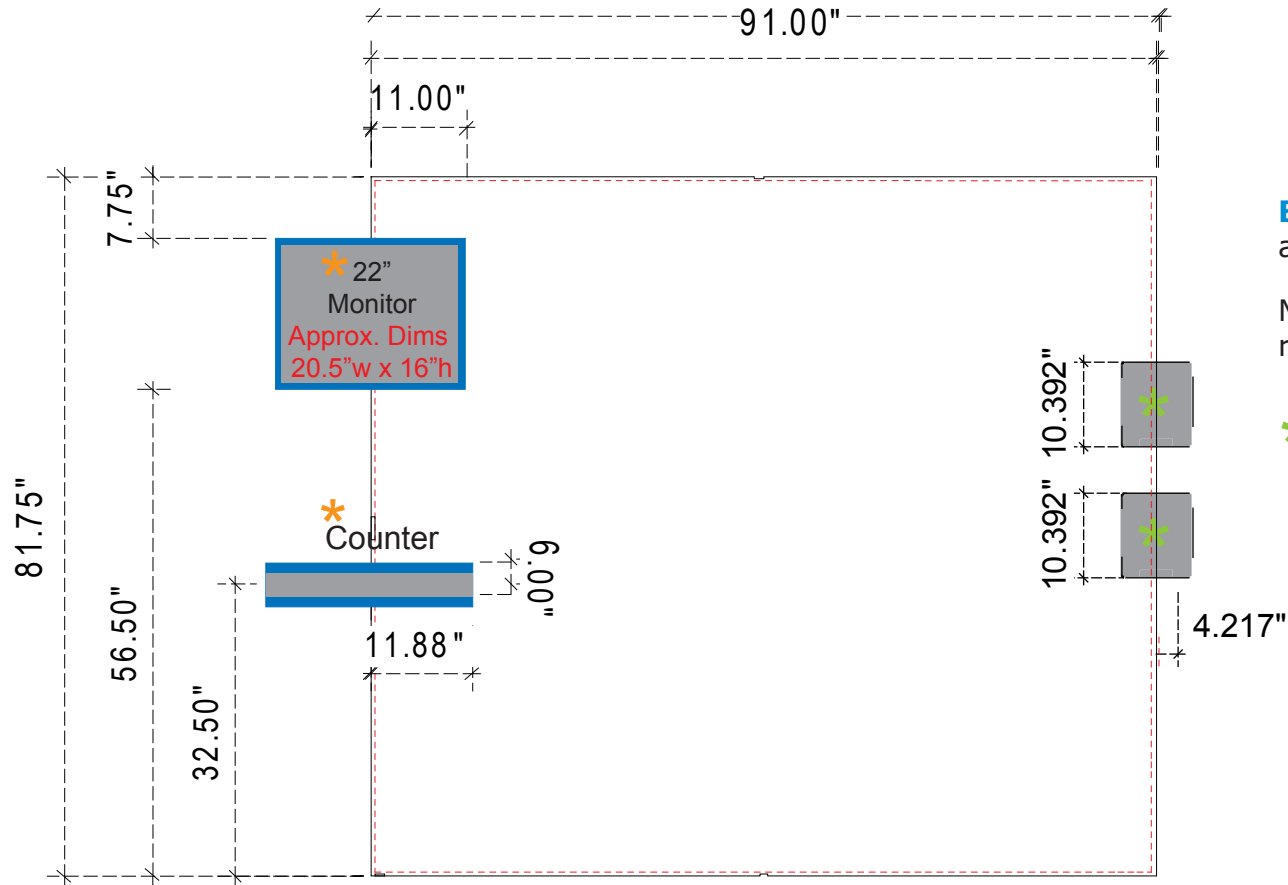
Finished Size: 91"w x 81.75"h

Live Area: 90"w x 80.25"h

Sew 1/2" hook Velcro into front perimeter

NOTE: These dimensions are for graphic layout purposes.
Graphic needs to be cut and test fitted to Sacagawea frame.

NOTE: Graphic files must be @ 150 dpi Finished Size.
DO NOT send Flattened Files. Production can not manipulate the content, proportion or color of these files.



Blue Area indicates 3/4" bleed area around the counter and the monitor

Monitors can be positioned on left or right side of 10ft unit.

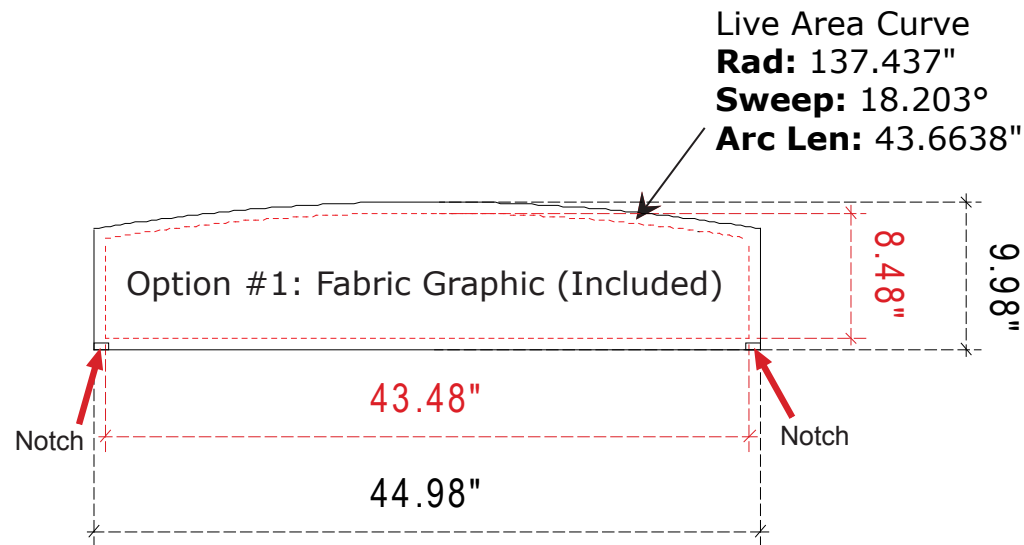
* **NOTE:** The height of Literature Racks and Graphic Panels can be adjustable.

NOTE: When adding Monitors and Counters to the Sacagawea unit, portions of the graphic will be covered. Please design graphic layout according to suggested locations.
-See Header Graphic Dims for header locations.*

NOTE: These dimensions are for graphic layout purposes. Graphic needs to be cut and test fitted to Sacagawea frame.

NOTE: Graphic files must be @ 150 dpi Finished Size.
DO NOT send Flattened Files. Production can not manipulate
the content, proportion or color of these files.

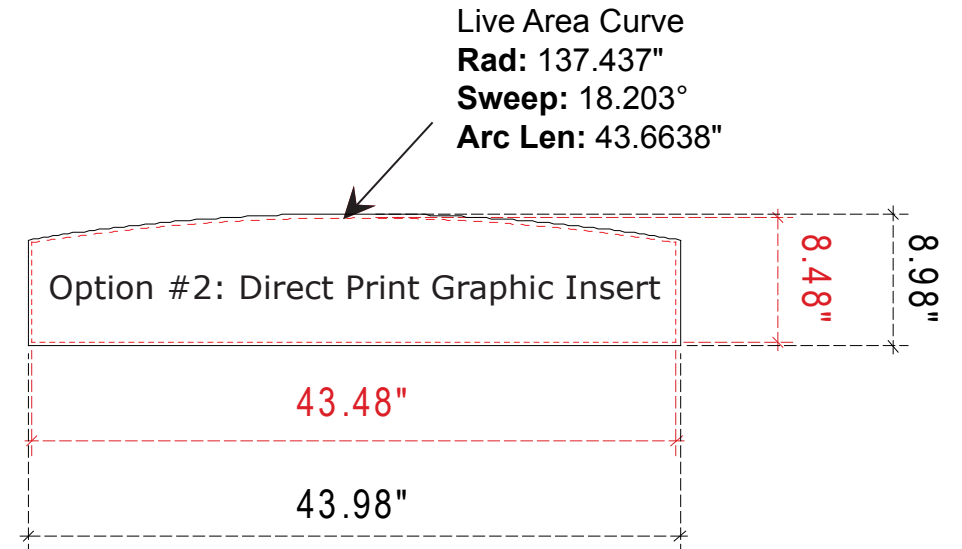
Header Fabric Graphic



Finished Size: 44.98"w x 9.98"h
Live Area: 43.48"w x 8.48"h

Add 3/4" bleed around perimeter
 Sew 1/2" Velcro into front perimeter

1/4" Direct Print Header Graphic



Finished Size: 43.98"w x 8.98"h
Live Area: 43.48"w x 8.48"h

Add 1/4" bleed around perimeter

NOTE: These dimensions are for graphic layout purposes.
Graphic needs to be cut and test fitted to Sacagawea frame.

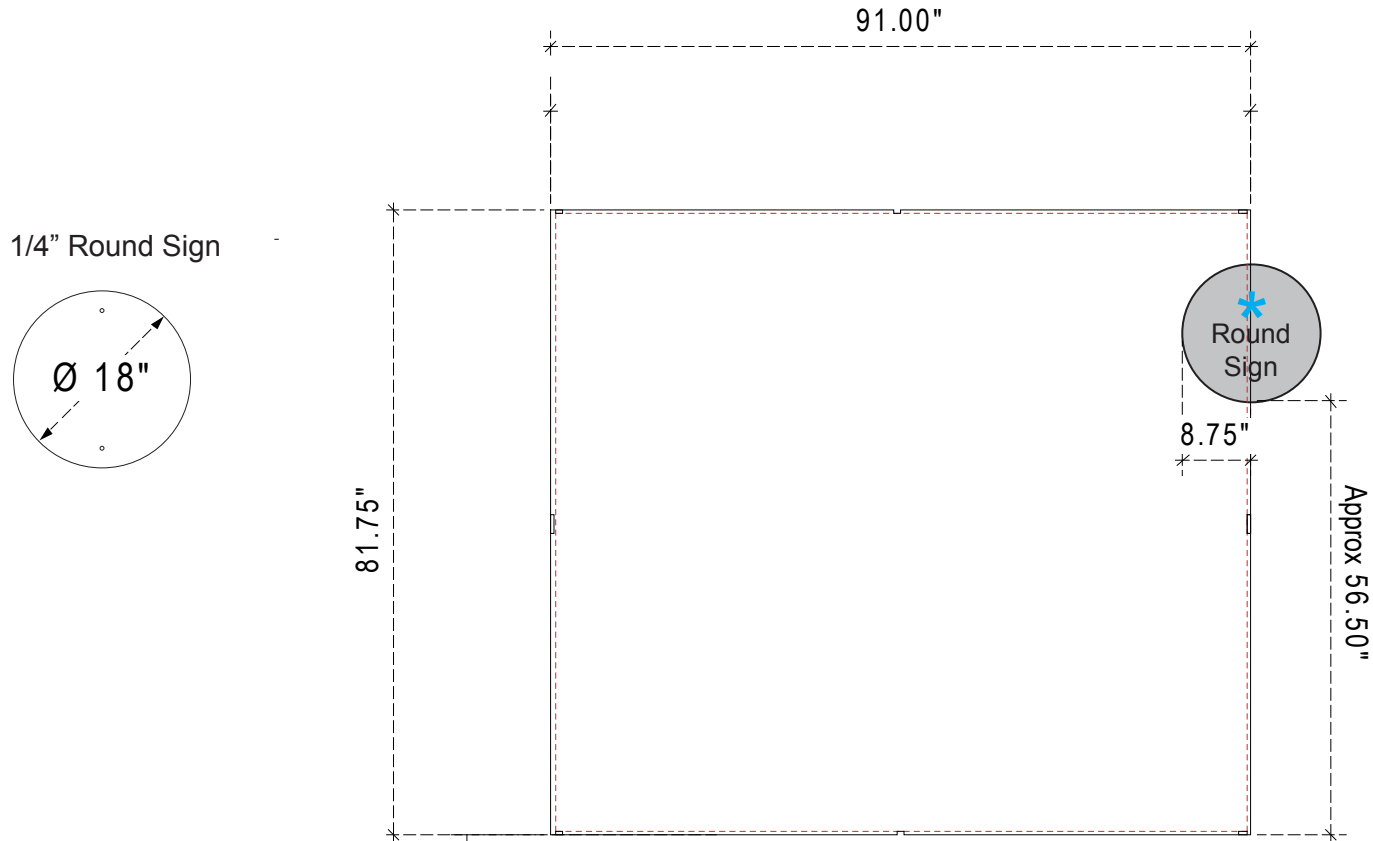
Product Name: VK-1227

Process: Direct Print

Material: 1/4" Sintra or Plex

Effective Date: 09/20/13

NOTE: Graphic files must be @ 150 dpi Finished Size.
DO NOT send Flattened Files. Production can not manipulate
the content, proportion or color of these files.



NOTE: When using headers with the Sacagawea unit a portion of the graphic will be covered.
Please design graphic layout according to desired header shape and location.*

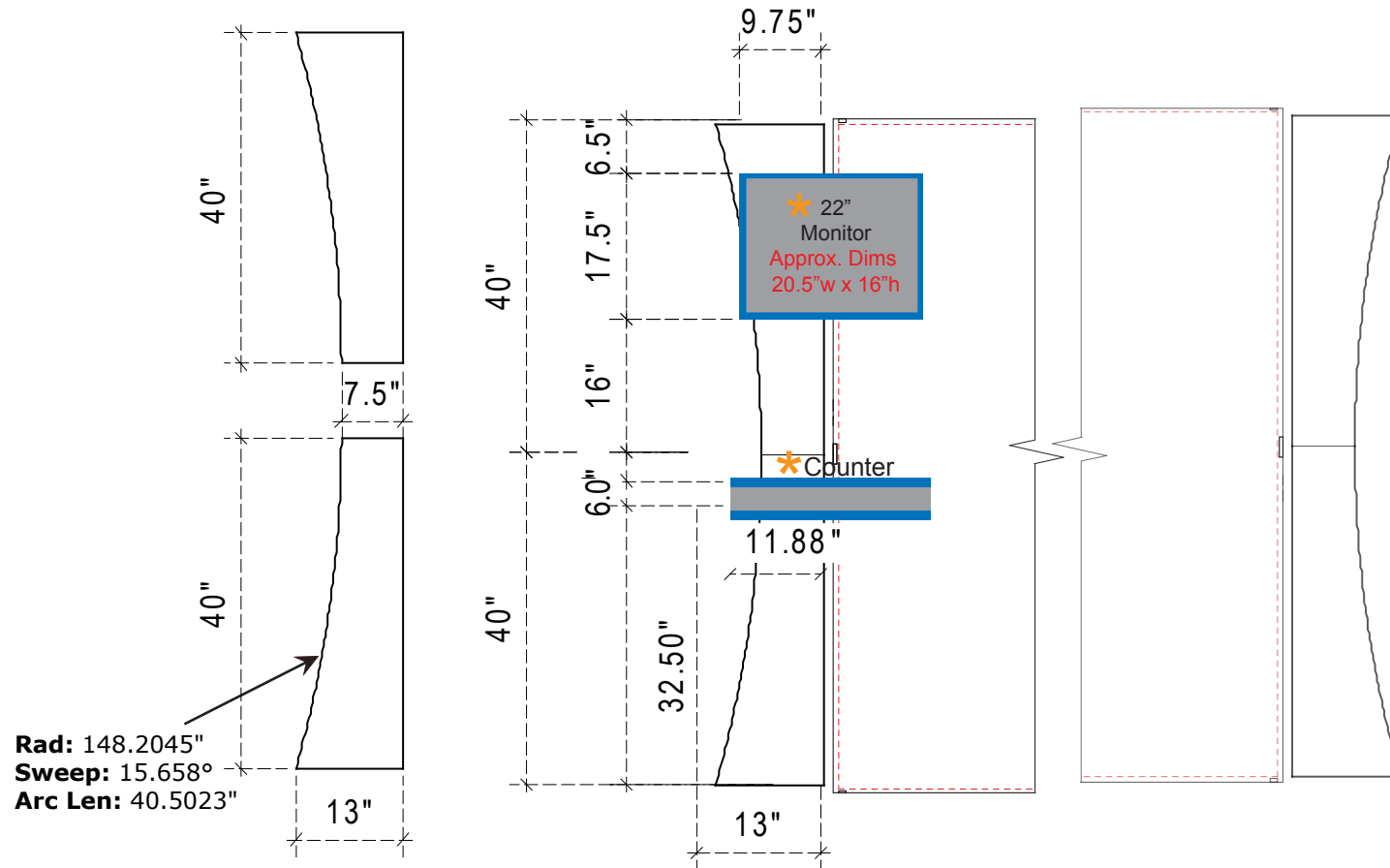
NOTE: These dimensions are for graphic layout purposes.
Graphic needs to be cut and test fitted to Sacagawea frame.

NOTE: Graphic files must be @ 150 dpi Finished Size.
DO NOT send Flattened Files. Production can not manipulate the content, proportion or color of these files.

A small portion of your graphic(s) may be hidden by monitor and counter. Please use these diagrams to position your graphics correctly.

Convex Wing for P-Series

20' Unit includes (2) Bottom Panels and (2) Upper Panels



NOTE: These dimensions are for graphic layout purposes.
Graphic needs to be cut and test fitted to Sacagawea frame.